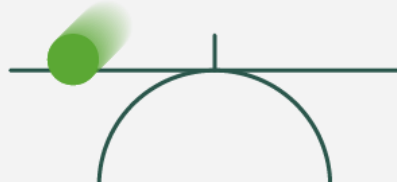




ITTF WORLD PARA RANKING REGULATIONS

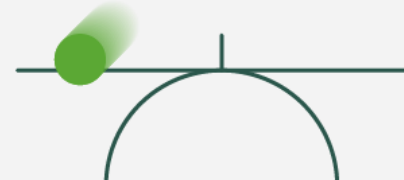




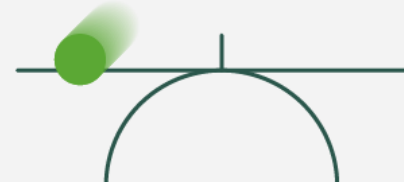
Latest update

16th December 2024

First version of the ITTF World Para Ranking Regulations, in effect from 1st of January 2025.

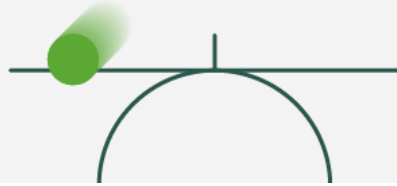


1. BASIC PRINCIPLES	3
2. SANCTIONED EVENTS.....	5
3. POINTS	6
4. INCIDENTS AND PENALTIES	13
5. RANKING PROTECTION	14
6. TRANSITION PERIOD	15
7. CONTACT AND REGULATION	16

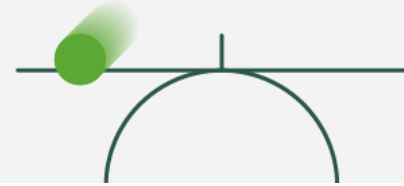


1. BASIC PRINCIPLES

- 1.1 The ITTF World Para Ranking is the objective merit-based method used for entries and seeding at Para events.
- 1.2 The ITTF World Para Ranking is composed of the following lists:
 - Men's Singles
 - Women's Singles
 - Men's Doubles Pairs
 - Women's Doubles Pairs
 - Mixed Doubles Pairs
 - Men's Doubles Individuals
 - Women's Doubles Individuals
 - Mixed Doubles Individuals
- 1.3 Each of the ranking lists is published as a unified list for the following three categories:
 - Wheelchair (classes 1 to 5)
 - Standing (classes 6 to 10)
 - Intellectual Impairment (class 11)
- 1.4 Each of the three ranking categories shall have filters by age for the following age groups:
 - Senior
 - Under 23
- 1.5 Ranking lists are published on a weekly basis.
- 1.6 Ranking points are awarded at sanctioned events.
- 1.7 Ranking points have a validity of one (1) year, expiring next year on the same week on which they were included in the rankings.
- 1.8 The ranking of a player or pair is composed of the sum of points of the six (6) non-expired results with the greatest number of points, with the following restrictions:
 - 1.8.1 A maximum of one (1) result counting from events with entries restricted to a certain group of Member Associations (i.e., Continental Championships, Continental Games).
 - 1.8.2 A maximum of two (2) results counting from Under 23 events.
- 1.9 Players and pairs are ranked when having non-expired points.



- 1.10 Each ranking list consists of one or more players or pairs sorted by descending number of points. In case of ties, for presentation, qualification and/or seeding at events, players and pairs are sorted by:
- The player or pair with the best ranking in the previous week.
 - If still tied, the player or pair with the fewest results.
 - If still tied, the youngest player or pair (combined age of the pair members).
 - If still tied, randomly sorted by the ranking calculation software.
- 1.11 Players have the right to request being removed from the rankings by submitting a retirement letter to rankings@ittf.com, following the template at <https://ittf.com/rankings> and signed together by their Member Association and themselves. Coming back to competition after that implies starting unranked with no ranking points.



2. SANCTIONED EVENTS

2.1 The following events are automatically sanctioned in the ITTF World Para Ranking:

- Paralympic Games
- ITTF World Para Table Tennis Championships
- ITTF Elite
- ITTF Challenger
- ITTF Future
- Continental Championships
- Continental Games

2.2 The inclusion in the rankings of events listed in point 2.1 that are not organized by the ITTF is subject to abiding to the rules established in the *“ITTF Manual for Inclusion of Third-Party Para Events”*, available at <https://ittf.com/rankings>.

2.3 Multi-Sport Games events not listed in point 2.1 may request ranking inclusion by writing to rankings@ittf.com. The inclusion request will be evaluated in a case-by-case basis by the ITTF World Ranking Working Group, and will be as well subject to point 2.2.

2.4 Events will be included in the rankings in the next published ranking list after the event, if it ends at least 48 hours before the publication time. Otherwise, the event will be included in the following week.



3. POINTS

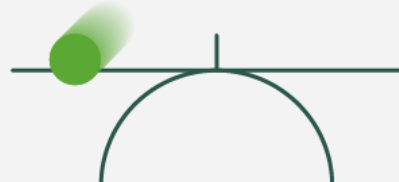
- 3.1 Ranking points are awarded to players and pairs for their final position at events.
- 3.2 Players or pairs having a bye in the Main Draw, and then losing in the next round, shall be awarded points for losing in the round they had the bye.
- 3.3 Players who are reclassified within the same category (wheelchair or standing) after obtaining ranking points competing at a lower class than the newly assigned class, shall have their points converted in the next published ranking list, by multiplying the points of their previous results obtained in an event of a different class by the following conversion factors:

Points obtained at event class	New class			
	S2 / S7	S3 / S8	S9	S4 / S5 / S10
S1 / S6	0.85	0.65	0.55	0.5
S2 / S7	-	0.80	0.70	0.65
S3 / S8	-	-	0.90	0.85
S9	-	-	-	0.95

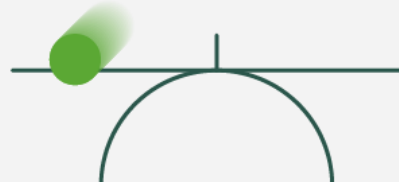
Points obtained at event class	New class	
	D8 / D10 / D18 / D20 / D22	
D4 / D5 / D14	0.6	

Points obtained at event class	New class	
	XD7 / XD17	XD10 / XD20 / XD22
XD4 / XD14	0.75	0.60
XD7 / XD17	-	0.85

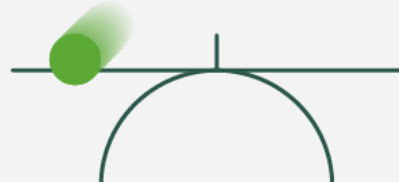
- 3.4 Players who are reclassified to a different category (wheelchair, standing or intellectual impairment) after obtaining ranking points competing at a different category shall become unranked and start with zero (0) ranking points.
- 3.5 Points to be awarded depending on the event category, class and format as per the following tables, where:
- **MD**: Main Draw of a certain number of players (4, 8, 16 or 32).
 - **Gr 4, Gr 5**: a single group of 4 or 5 players, with points for the position in the group as winner (W), 2nd, 3rd, 4th and 5th.
 - **Q. Gr**: qualifying group of 3 or 4 players, with points for 2nd Last and Last positions for the players not progressing to the Main Draw.



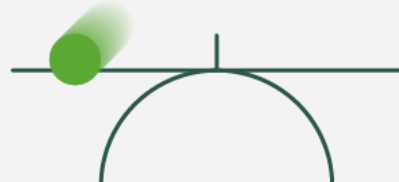
S4 S5 S10 S11 D8 D10 D18 D20 D22 XD10 XD20 XD22									
EVENT	FORMAT	W	F Gr. 2 nd	SF Gr. 3 rd	QF Gr. 4 th	R16 Gr. 5 th	R32	Q. Gr. 2 nd Last	Q. Gr. Last
Paralympic Games	MD 16	2000	1300	845	550	14			
	MD 32		1400	980	690	480	14		
ITTF World Para Table Tennis Championships	MD 4	2000	1000	500				28	14
	MD 8 Gr 4		1100	600	14				
	MD 16 Gr 5		1200	720	430	14			
	MD 32		1300	845	550	360	14		
ITTF Elite	MD 4	800	400	200				18	9
	MD 8 Gr 4		440	240	135				
	MD 16 Gr 5		480	290	175	105			
	MD 32		520	340	220	145	95		
ITTF Challenger	MD 4	500	250	125				16	8
	MD 8 Gr 4		275	150	85				
	MD 16 Gr 5		300	180	110	65			
	MD 32		325	210	140	90	60		
Continental Championships Continental Games	MD 4	400	200	100				14	7
	MD 8 Gr 4		220	120	70				
	MD 16 Gr 5		240	145	85	50			
	MD 32		260	170	110	70	45		
ITTF Future	MD 4	300	150	75				14	7
	MD 8 Gr 4		165	90	50				
	MD 16 Gr 5		180	110	65	40			
	MD 32		195	125	85	55	35		
Multi-Sport Games	MD 4	200	100	50				12	6
	MD 8 Gr 4		110	60	35				
	MD 16 Gr 5		120	70	45	25			
	MD 32		130	85	55	35	25		
ITTF Challenger (U23)	MD 4	100	50	25				8	4
	MD 8 Gr 4		55	30	17				
	MD 16 Gr 5		60	36	22	15			
	MD 32		65	42	27	18	15		
ITTF Future (U23)	MD 4	50	25	13				6	3
	MD 8 Gr 4		28	15	8				
	MD 16 Gr 5		30	18	11	8			
	MD 32		33	21	14	10	8		
Multi-Sport Games (U23)	MD 4	30	15	8				3	2
	MD 8 Gr 4		17	9	5				
	MD 16 Gr 5		18	11	7	4			
	MD 32		20	13	8	5	4		



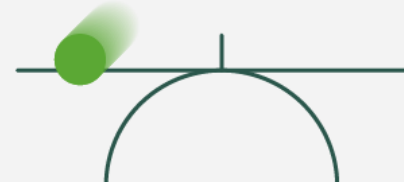
S9									
EVENT	FORMAT	W	F Gr. 2 nd	SF Gr. 3 rd	QF Gr. 4 th	R16 Gr. 5 th	R32	Q. Gr. 2 nd Last	Q. Gr. Last
Paralympic Games	MD 16	1900	1235	800	520	12			
	MD 32		1330	930	650	455	12		
ITTF World Para Table Tennis Championships	MD 4	1900	950	475				24	12
	MD 8 Gr 4		1045	575	12				
	MD 16 Gr 5		1140	685	410	12			
	MD 32		1235	800	520	340	12		
ITTF Elite	MD 4	760	380	190				16	8
	MD 8 Gr 4		420	230	126				
	MD 16 Gr 5		455	275	165	98			
	MD 32		495	320	210	135	90		
ITTF Challenger	MD 4	480	240	120				14	7
	MD 8 Gr 4		265	145	80				
	MD 16 Gr 5		290	175	105	62			
	MD 32		310	200	130	86	55		
Continental Championships Continental Games	MD 4	380	190	95				12	6
	MD 8 Gr 4		210	115	64				
	MD 16 Gr 5		228	138	82	50			
	MD 32		248	160	105	68	45		
ITTF Future	MD 4	290	145	72				12	6
	MD 8 Gr 4		160	88	48				
	MD 16 Gr 5		174	105	62	38			
	MD 32		190	122	80	5	34		
Multi-Sport Games	MD 4	190	95	48				8	4
	MD 8 Gr 4		105	58	32				
	MD 16 Gr 5		114	68	41	25			
	MD 32		124	80	54	34	22		
ITTF Challenger (U23)	MD 4	95	48	24				6	3
	MD 8 Gr 4		52	30	16				
	MD 16 Gr 5		58	34	20	12			
	MD 32		62	40	26	18	11		
ITTF Future (U23)	MD 4	45	23	12				4	2
	MD 8 Gr 4		25	14	8				
	MD 16 Gr 5		27	16	10	6			
	MD 32		29	19	12	8	5		
Multi-Sport Games (U23)	MD 4	28	14	7				3	2
	MD 8 Gr 4		15	8	6				
	MD 16 Gr 5		17	10	6	5			
	MD 32		18	12	8	5	4		



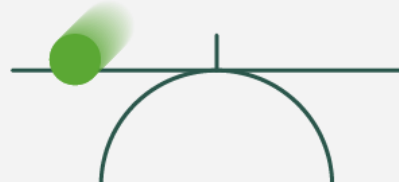
S3 S8 XD7 XD17									
EVENT	FORMAT	W	F Gr. 2 nd	SF Gr. 3 rd	QF Gr. 4 th	R16 Gr. 5 th	R32	Q. Gr. 2 nd Last	Q. Gr. Last
Paralympic Games	MD 16	1700	1105	720	465	10			
	MD 32		1190	834	584	408	10		
ITTF World Para Table Tennis Championships	MD 4	1700	850	425				20	10
	MD 8 Gr 4		935	515	10				
	MD 16 Gr 5		1020	612	368	10			
	MD 32		1105	720	465	300	10		
ITTF Elite	MD 4	680	340	170				14	7
	MD 8 Gr 4		375	205	114				
	MD 16 Gr 5		408	245	146	88			
	MD 32		442	288	188	122	80		
ITTF Challenger	MD 4	430	215	108				12	6
	MD 8 Gr 4		238	130	72				
	MD 16 Gr 5		258	155	94	56			
	MD 32		280	182	118	78	50		
Continental Championships Continental Games	MD 4	340	170	85				10	5
	MD 8 Gr 4		188	104	58				
	MD 16 Gr 5		204	122	74	44			
	MD 32		222	144	95	60	40		
ITTF Future	MD 4	260	130	65				10	5
	MD 8 Gr 4		144	80	44				
	MD 16 Gr 5		156	95	56	34			
	MD 32		170	110	72	48	31		
Multi-Sport Games	MD 4	170	85	42				8	4
	MD 8 Gr 4		94	52	30				
	MD 16 Gr 5		102	62	38	22			
	MD 32		112	72	47	32	20		
ITTF Challenger (U23)	MD 4	90	45	22				8	4
	MD 8 Gr 4		50	28	15				
	MD 16 Gr 5		54	32	19	11			
	MD 32		59	38	25	16	10		
ITTF Future (U23)	MD 4	40	20	10				4	2
	MD 8 Gr 4		22	12	7				
	MD 16 Gr 5		24	14	8	8			
	MD 32		26	17	11	8	6		
Multi-Sport Games (U23)	MD 4	25	13	7				3	2
	MD 8 Gr 4		14	8	4				
	MD 16 Gr 5		15	9	5	4			
	MD 32		16	10	7	5	4		



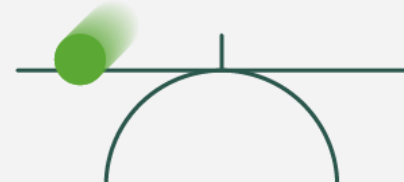
S2 S7									
EVENT	FORMAT	W	F Gr. 2 nd	SF Gr. 3 rd	QF Gr. 4 th	R16 Gr. 5 th	R32	Q. Gr. 2 nd Last	Q. Gr. Last
Paralympic Games	MD 16	1300	845	550	358	8			
	MD 32		910	638	445	312	8		
ITTF World Para Table Tennis Championships	MD 4	1300	650	325				16	8
	MD 8 Gr 4		715	394	8				
	MD 16 Gr 5		780	468	280	8			
	MD 32		845	550	358	232	8		
ITTF Elite	MD 4	520	260	130				12	6
	MD 8 Gr 4		286	158	86				
	MD 16 Gr 5		312	188	112	68			
	MD 32		338	220	143	93	60		
ITTF Challenger	MD 4	330	165	82				10	5
	MD 8 Gr 4		182	100	55				
	MD 16 Gr 5		198	120	70	44			
	MD 32		215	140	90	60	38		
Continental Championships Continental Games	MD 4	260	130	65				8	4
	MD 8 Gr 4		144	80	44				
	MD 16 Gr 5		156	94	56	34			
	MD 32		170	110	72	48	32		
ITTF Future	MD 4	200	100	50				8	4
	MD 8 Gr 4		110	62	34				
	MD 16 Gr 5		120	72	44	26			
	MD 32		130	85	55	36	23		
Multi-Sport Games	MD 4	130	65	32				6	3
	MD 8 Gr 4		72	40	22				
	MD 16 Gr 5		78	48	28	18			
	MD 32		85	55	36	23	15		
ITTF Challenger (U23)	MD 4	70	35	18				6	3
	MD 8 Gr 4		39	21	12				
	MD 16 Gr 5		42	25	15	9			
	MD 32		46	30	20	13	8		
ITTF Future (U23)	MD 4	25	13	7				3	2
	MD 8 Gr 4		14	8	5				
	MD 16 Gr 5		15	9	5	4			
	MD 32		16	10	7	5	4		
Multi-Sport Games (U23)	MD 4	20	10	5				2	1
	MD 8 Gr 4		11	6	3				
	MD 16 Gr 5		12	7	4	3			
	MD 32		13	8	5	4	3		



D4 D5 D14 XD4 XD14									
EVENT	FORMAT	W	F <i>Gr. 2nd</i>	SF <i>Gr. 3rd</i>	QF <i>Gr. 4th</i>	R16 <i>Gr. 5th</i>	R32	Q. Gr. 2 nd Last	Q. Gr. Last
Paralympic Games	MD 16	1200	780	508	330	8			
	MD 32		840	588	412	288	8		
ITTF World Para Table Tennis Championships	MD 4	1200	600	300				16	8
	MD 8 Gr 4		660	364	8				
	MD 16 Gr 5		720	432	260	8			
	MD 32		780	508	330	214	8		
ITTF Elite	MD 4	480	240	120				12	6
	MD 8 Gr 4		264	145	80				
	MD 16 Gr 5		288	172	104	62			
	MD 32		312	204	132	86	56		
ITTF Challenger	MD 4	300	150	75				10	5
	MD 8 Gr 4		165	90	50				
	MD 16 Gr 5		180	108	65	40			
	MD 32		198	428	84	54	35		
Continental Championships Continental Games	MD 4	240	120	60				8	4
	MD 8 Gr 4		132	74	40				
	MD 16 Gr 5		144	86	52	32			
	MD 32		156	100	66	44	28		
ITTF Future	MD 4	180	90	45				8	4
	MD 8 Gr 4		100	54	30				
	MD 16 Gr 5		108	65	40	23			
	MD 32		118	76	50	32	22		
Multi-Sport Games	MD 4	120	60	30				6	3
	MD 8 Gr 4		66	36	20				
	MD 16 Gr 5		72	44	26	16			
	MD 32		78	51	33	21	17		
ITTF Challenger (U23)	MD 4	60	30	15				6	3
	MD 8 Gr 4		33	18	10				
	MD 16 Gr 5		36	22	13	8			
	MD 32		39	25	16	10	7		
ITTF Future (U23)	MD 4	25	13	7				3	2
	MD 8 Gr 4		14	8	5				
	MD 16 Gr 5		15	9	5	4			
	MD 32		16	10	7	5	4		
Multi-Sport Games (U23)	MD 4	20	10	5				2	1
	MD 8 Gr 4		11	6	3				
	MD 16 Gr 5		12	7	4	3			
	MD 32		13	8	5	4	3		



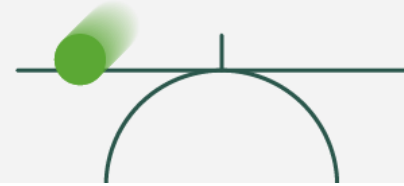
S1 S6									
EVENT	FORMAT	W	F Gr. 2 nd	SF Gr. 3 rd	QF Gr. 4 th	R16 Gr. 5 th	R32	Q. Gr. 2 nd Last	Q. Gr. Last
Paralympic Games	MD 16	1000	650	422	275	6			
	MD 32		700	490	344	240	6		
ITTF World Para Table Tennis Championships	MD 4	1000	500	250				12	6
	MD 8 Gr 4		550	302	6				
	MD 16 Gr 5		600	360	216	6			
	MD 32		650	422	275	180	6		
ITTF Elite	MD 4	400	200	100				10	5
	MD 8 Gr 4		220	122	66				
	MD 16 Gr 5		240	144	86	52			
	MD 32		260	170	114	72	48		
ITTF Challenger	MD 4	250	125	62				8	4
	MD 8 Gr 4		138	76	42				
	MD 16 Gr 5		150	90	54	32			
	MD 32		163	106	70	45	30		
Continental Championships Continental Games	MD 4	200	100	50				6	3
	MD 8 Gr 4		110	60	34				
	MD 16 Gr 5		120	72	44	26			
	MD 32		130	85	55	36	23		
ITTF Future	MD 4	150	75	38				6	3
	MD 8 Gr 4		83	46	25				
	MD 16 Gr 5		90	54	32	19			
	MD 32		98	64	42	27	18		
Multi-Sport Games	MD 4	100	50	25				4	2
	MD 8 Gr 4		55	30	17				
	MD 16 Gr 5		60	36	22	13			
	MD 32		65	42	27	18	12		
ITTF Challenger (U23)	MD 4	50	25	12				4	2
	MD 8 Gr 4		28	15	8				
	MD 16 Gr 5		30	18	11	7			
	MD 32		33	21	14	9	6		
ITTF Future (U23)	MD 4	20	10	5				2	1
	MD 8 Gr 4		11	6	3				
	MD 16 Gr 5		12	7	4	3			
	MD 32		13	8	5	4	3		
Multi-Sport Games (U23)	MD 4	15	8	4				2	1
	MD 8 Gr 4		8	4	3				
	MD 16 Gr 5		9	5	4	3			
	MD 32		10	7	5	4	3		



4. INCIDENTS AND PENALTIES

- 4.1 A penalty is a result of a player or pair at a sanctioned event, awarding zero (0) points, with a validity of one (1) year and always included in the best player or pair results as per point 1.8. Penalties shall only replace other non-zero results when the player or pair has reached the maximum number of results counting for the ranking.
- 4.2 Penalties are awarded by the ITTF Rankings department, based on the report filed by the ITTF Competition Manager on-site, evaluating medical reports or proof provided by the affected players and/or their respective Member Associations. The decision shall be made interpreting the regulations if needed, applying fairness and equality principles.
- 4.3 Penalties are applied on the following lists depending on the competition:
- 4.3.1 Singles: Singles ranking list.
 - 4.3.2 Doubles / Mixed Doubles: Doubles / Mixed Doubles Pairs ranking list, and Doubles / Mixed Doubles Individuals ranking list for each of the players deemed responsible for the penalty reason.
- 4.4 A penalty shall be waived for every five (5) ITTF events the player or pair participates in after the incident that caused the penalty.
- 4.5 Penalties shall be awarded for the following reasons:
- 4.5.1 Walkover, retirement or disqualification, for any reasons except injury or sickness on-site with medical certificate provided before the end of the event.
 - 4.5.2 Cancellation credit of a player or pair goes below zero (0) with the cancellation of an entry after the entries' cancellation deadline, as per point 4.6.
- 4.6 Players and pairs to start with four (4) cancellation credits, with credits deducted when they cancel entries after the entries' cancellation deadline, based on the event category as per the table below, and recovered after one (1) year, on the same week the cancelled event expires from the rankings.

Event	Credits
ITTF World Para Championships	4
ITTF Elite	4
ITTF Challenger	2
ITTF Future	1



5. RANKING PROTECTION

- 5.1 Ranking protection is the right of a player to preserve their ranking points for qualification and seeding at ITTF Elite, ITTF Challenger and ITTF Future events, after being forced to be absent from any kind of competition for a period of between six (6) and eighteen (18) months due to injury, sickness, pregnancy or any other similar circumstances.
- 5.2 Ranking protection may be requested by the Member Association of the player within the first six (6) months after their last event sanctioned in the rankings, by sending to rankings@ittf.com the form at <https://ittf.com/rankings>.
- 5.3 The protection shall be applied to the Singles, Doubles Individuals and Mixed Doubles Individuals points.
- 5.4 The protection shall be applied to a certain number of events, with a limited period to be used, depending on the absence time as:
 - Between 6 and 12 months: 3 events, with 6 months to be used.
 - Between 12 and 18 months: 5 events, with 9 months to be used.
- 5.5 In the case of a player who returns to competition after an absence, with the ranking protection active, and gets injured again, a freeze of the status at that moment may be requested maximum two (2) times during the protection period. The player's recovery time must be of at least three (3) months, after which the player would continue with the original protection and remaining events and used time.



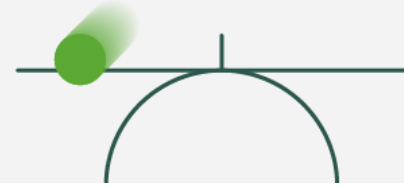
6. TRANSITION PERIOD

- 6.1 The transition from the 2024 year-end ITTF PTT Ranking to the ITTF World Para Ranking shall take one (1) year, with the following formula used for the calculation of the ranking points of players and pairs:

Ranking Points = "transition points" + best-6 results

- 6.2 Transition points to start with a value of six (6) times the 2024 year-end ITTF PTT Ranking points (PTTR), and to be proportionally reduced, until becoming zero (0), as per the following schedule:

2025 Ranking Weeks	Transition points
#1 to #10	6 x PTTR
#11 to #18	5 x PTTR
#19 to #26	4 x PTTR
#27 to #34	3 x PTTR
#35 to #42	2 x PTTR
#43 to #50	1 x PTTR
#51 on	0



7. CONTACT AND REGULATION

- 7.1 The ITTF World Para Ranking and all its applications are regulated by the latest version of this document.
- 7.2 The main contact point for any matters shall be the e-mail address: rankings@ittf.com.
- 7.3 In case of disputes or appeals, they shall be submitted by the Member Association of the player, and will be first reviewed by the ITTF Rankings department, who may refer them to the ITTF World Ranking Working Group.